

Sensors

Quarter 4, 2005
SG1010Q42005 Rev 0

About This Revision—Q4/2005

When new products are introduced, a summary of the new products will be provided in this section. However, the *New Product* section will only appear on this page when new products have been introduced during the quarter.

In addition, a change bar appears in the left margin of every page in this selector guide that contains new or revised information.

If products are discontinued, a *What's EOL?* page is included at the end of this guide. The *What's EOL?* page lists end-of-life products along with their respective last order date, last ship date, and suggested possible replacement information.

NEW PRODUCT

New Product	Page Number	Description
MPVZ5010	SG1010-14	Integrated pressure sensor designed with a robust axial port
MPVZ5004	SG1010-14	Integrated pressure sensor designed with a robust axial port
MPVZ4006	SG1010-14	Integrated pressure sensor designed with a robust axial port
MPXHZ6250A	SG1010-14	Media resistant and high temperature accuracy integrated pressure sensor
MPXHZ6400A	SG1010-14	Media resistant and high temperature accuracy integrated pressure sensor

ACCELERATION SENSORS
Low g Acceleration Sensors

Product	Acceleration (g)	Sensing Axis	Sensitivity (mV/g)	Rolloff Frequency (Hz)	V _{DD} Supply Voltage (Typ) (V)	Zero g Output (Typ) (V)	Packaging
MMA7260Q	1.5/2/4/6	XYZ	800/600/300/200	350/150	3.3	1.65	16-pin QFN
MMA6260Q	1.5/1.5	X-Y	800/800	50	3.3	1.65	16-pin QFN
MMA6261Q	1.5/1.5	X-Y	800/800	300	3.3	1.65	16-pin QFN
MMA6262Q	1.5/1.5	X-Y	800/800	150	3.3	1.65	16-pin QFN
MMA6263Q	1.5/1.5	X-Y	800/800	900	3.3	1.65	16-pin QFN
MMA2260D	1.5	X	1200	50	5.0	2.5	16-pin SOIC
MMA1260D	1.5	Z	1200	50	5.0	2.5	16-pin SOIC
MMA1270D	2.5	Z	750	50	5.0	2.5	16-pin SOIC
MMA1250D	5.0	Z	400	50	5.0	2.5	16-pin SOIC
MMA1220D	8.0	Z	250	250	5.0	2.5	16-pin SOIC
MMA6231Q	10/10	X-Y	120/120	300	3.3	1.65	16-pin QFN
MMA6233Q	10/10	X-Y	120/120	900	3.3	1.65	16-pin QFN

Medium g Acceleration Sensors

Product	Acceleration (g)	Sensing Axis	Sensitivity (mV/g)	Rolloff Frequency (Hz)	V _{DD} Supply Voltage (Typ) (V)	Zero g Output (Typ) (V)	Packaging
MMA3201D	40/40	X-Y	50/50	400	5.0	2.5	20-pin SOIC
MMA2201D	40	X	50	400	5.0	2.5	16-pin SOIC
MMA2202D	50	X	40	400	5.0	2.5	16-pin SOIC
MMA3222D	50/30	X-Y	40/66.67	400	5.0	2.5	20-pin SOIC
MMA3204D	100/30	X-Y	20/66.67	400	5.0	2.5	20-pin SOIC
MMA3202D	100/50	X-Y	50/100	400	5.0	2.5	20-pin SOIC
MMA2204D	100	X	20	400	5.0	2.5	16-pin SOIC
MMA1213D	50	Z	40	400	5.0	2.5	16-pin SOIC
MMA1210D	100	Z	20	400	5.0	2.5	16-pin SOIC

ACCELERATION SENSORS

ACCELERATION SENSORS (continued)

High g Acceleration Sensors

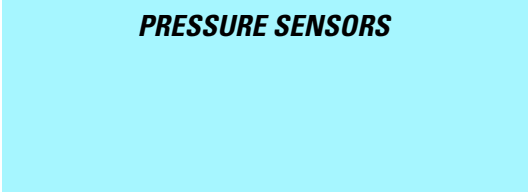
Product	Acceleration (g)	Sensing Axis	Sensitivity (mV/g)	Rolloff Frequency (Hz)	V _{DD} Supply Voltage (Typ) (V)	Zero g Output (Typ) (V)	Packaging
MMA1211D	150	Z	13	400	5.0	2.5	16-pin SOIC
MMA2301D	200	X	10	400	5.0	2.5	16-pin SOIC
MMA1212D	200	Z	10	400	5.0	2.5	16-pin SOIC
MMA2300D	250	X	8.0	400	5.0	2.5	16-pin SOIC
MMA1200D	250	Z	8.0	400	5.0	2.5	16-pin SOIC

PRESSURE SENSORS
Integrated Pressure Sensors

Product Family	Pressure Rating Maximum (PSI)	Pressure Rating Maximum (kPa)	Pressure Rating Maximum (in H ₂ O)	Pressure Rating Maximum (cm H ₂ O)	Pressure Rating Maximum (mm Hg)	Over Pressure (kPa)	Full Scale Span (Typ) (Vdc)	Sensitivity (mV/kPa)	Accuracy 0°C to 85°C (% of VFSS)	Pressure Type ^{Note}			
										A	D	G	V
MPX4080	11.6	80	321	815	600	400	4.3	54	±3.0		•		
MPX4100	15.2	105	422	1070	788	400	4.6	54	±1.8	•			
MPX4101	14.8	102	410	1040	765	400	4.6	54	±1.8	•			
MPXH6101	14.8	102	410	1040	765	400	4.6	54	±1.8	•			
MPX4105	15.2	105	422	1070	788	400	4.6	51	±1.8	•			
MPX4115	16.7	115	462	1174	863	400	4.6	46	±1.5	•			
	16.7	115	462	1174	863	400	4.0	38	±1.5				•
MPX6115	16.7	115	462	1174	863	400	4.6	46	±1.5	•			
MPX4200	29	200	803	2040	1500	400	4.6	26	±1.5	•			
MPX4250	36	250	1000	2550	1880	400	4.7	20	±1.5	•			
	36	250	1000	2550	1880	400	4.7	19	±1.4		•	•	
MPXH6250	36	250	1000	2550	1880	400	4.7	19	±1.5	•			
MPXV4006	0.87	6.0	24	61	45	10	4.6	766	±5.0		•		•
MPXV5004	0.57	4.0	16	40	29	10	3.9	1000	±2.5		•		•
MPX5010	1.45	10	40	102	75	75	4.5	450	±5.0		•		•
MPX5050	7.25	50	201	510	375	200	4.5	90	±2.5		•	•	•
MPX5100	14.5	100	401	1020	750	400	4.5	45	±2.5		•	•	
	16.7	115	462	1174	863	400	4.5	45	±2.5	•			
MPX5500	72.5	500	2000	5100	3750	2000	4.5	9.0	±2.5		•	•	
MPX5700	102	700	2810	7140	5250	2800	4.5	6.0	±2.5	•	•	•	
MPX5999	150	1000	4150	10546	7757	4000	4.5	5.0	±2.5		•		
MPXH6300	44	300	1200	3060	2250	400	4.7	16	±1.8	•			
MPXH6400	60	400	1600	4000	3000	500	4.7	12	±1.5	•			
MPXV7007	±1.0	±7	±28	±70	±53	75	4.0	286	±5.0		•	•	•
MPXV7025	±3.5	±25	±100	±254	±190	90	4.5	90	±5.0		•	•	•

Note: A = Absolute, D = Differential, G = Gauge, V = Vacuum
 • = Available

SG1010-5
 SG1010Q42005



PRESSURE SENSORS

PRESSURE SENSORS (continued) Compensated Pressure Sensors

Product Family	Pressure Rating Maximum (PSI)	Pressure Rating Maximum (kPa)	Pressure Rating Maximum (in H ₂ O)	Pressure Rating Maximum (cm H ₂ O)	Pressure Rating Maximum (mm Hg)	Over Pressure (kPa)	Offset (mV)	Full Scale Span (Typ) (mV)	Sensitivity (mV/kPa)	Linearity Minimum (% of VFSS)	Linearity Maximum (% of VFSS)	Pressure Type ^{Note}			
												A	D	G	V
MPX2010	1.45	10	40	102	75	75	±1.0	25	2.5	-1.0	1.0		•	•	
MPX2053	7.0	50	201	510	375	200	±1.0	40	0.8	-0.6	0.4		•		•
MPX2102	14.5	100	400	1020	750	200	±2.0	40	0.4	-1.0	1.0	•	•		•
	14.5	100	400		750	200	±1.0	40	0.4	-0.6	0.4				
MPX2202	29	200	800	2040	1500	400	±1.0	40	0.2	-1.0	1.0	•	•		•
	29	200	800		1500	400	±1.0	40	0.2	-0.6	0.4				
MPX2050	7.0	50	201	510	375	200	±1.0	40	0.8	-0.3	-0.3		•	•	
MPX2100	14.5	100	400	1020	750	200	±2.0	40	0.4	-1.0	-1.0	•	•		•
	14.5	100	400		750	200	±1.0	40	0.4	-0.3	-0.3				
MPX2200	29	200	800	2040	1500	400	±1.0	40	0.2	-1.0	-1.0	•	•		•
	29	200	800		1500	400	±1.0	40	0.2	-0.3	-0.3				

Note: A = Absolute, D = Differential, G = Gauge, V = Vacuum

Compensated Medical Grade Pressure Sensors

Product Family	Pressure Rating Maximum (PSI)	Pressure Rating Maximum (kPa)	Pressure Rating Maximum (in H ₂ O)	Pressure Rating Maximum (cm H ₂ O)	Pressure Rating Maximum (mm Hg)	Supply Voltage (Typ) (Vdc)	Offset Maximum (mV)	Sensitivity (mV/kPa)	Linearity Minimum (% of VFSS)	Linearity Maximum (% of VFSS)	Pressure Type ^{Note}			
											A	D	G	V
MPXC2011	1.45	10	40	102	75	10.0	1.0	n/a	-1.0	1.0			•	
MPX2300	5.8	40	161	408	300	6.0	0.75	5.0	-2.0	2.0			•	

Note: A = Absolute, D = Differential, G = Gauge, V = Vacuum

Tire Pressure Monitoring Sensors

Product	Maximum Pressure Rating (PSI)	Maximum Operating Pressure (kPa)	Maximum Pressure Rating (BAR)	Full Scale Span Output (Digital)	Sensitivity (kPa/count)	Best Pressure Accuracy (-20°C)	Best Pressure Accuracy (+25°C to +70°C)	Best Temperature Accuracy (+25°C)	Supply Voltage (V)	Pressure Type ^{Note}			
										A	D	G	V
MPXY8020A	92.4	637.5	6.4	8-bit	2.5	±15 kPa	±7.5 kPa	±4°C	2.1 to 3.6	•			
MPXY8021A	92.4	637.5	6.4	8-bit	2.5	±20.0 kPa	±7.5 kPa	±4°C	2.1 to 3.6	•			
MPXY8040A	130.5	900	9.0	8-bit	5.0	±25 kPa	±20.0 kPa	±4°C	2.1 to 3.6	•			

Note: A = Absolute, D = Differential, G = Gauge, V = Vacuum

Uncompensated Pressure Sensors

Product Family	Pressure Rating Maximum (PSI)	Pressure Rating Maximum (kPa)	Pressure Rating Maximum (in H ₂ O)	Pressure Rating Maximum (cm H ₂ O)	Pressure Rating Maximum (mm Hg)	Over Pressure (kPa)	Offset (Typ) (mV)	Full Scale Span (Typ) (mV)	Sensitivity (mV/kPa)	Linearity Minimum (% of VFSS)	Linearity Maximum (% of VFSS)	Pressure Type ^{Note}			
												A	D	G	V
MPX10	1.45	10	40	102	75	75	20	35	3.5	-1.0	1.0		•	•	
MPX12	1.45	10	40	102	75	75	20	55	3.5	-1.0	1.0		•	•	
MPX53	7.0	50	200	510	375	200	20	60	1.2	-0.6	0.4		•	•	

Note: A = Absolute, D = Differential, G = Gauge, V = Vacuum

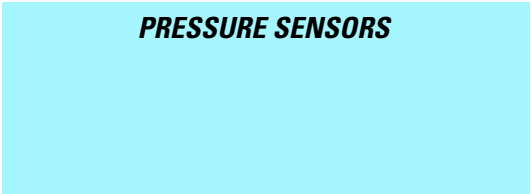
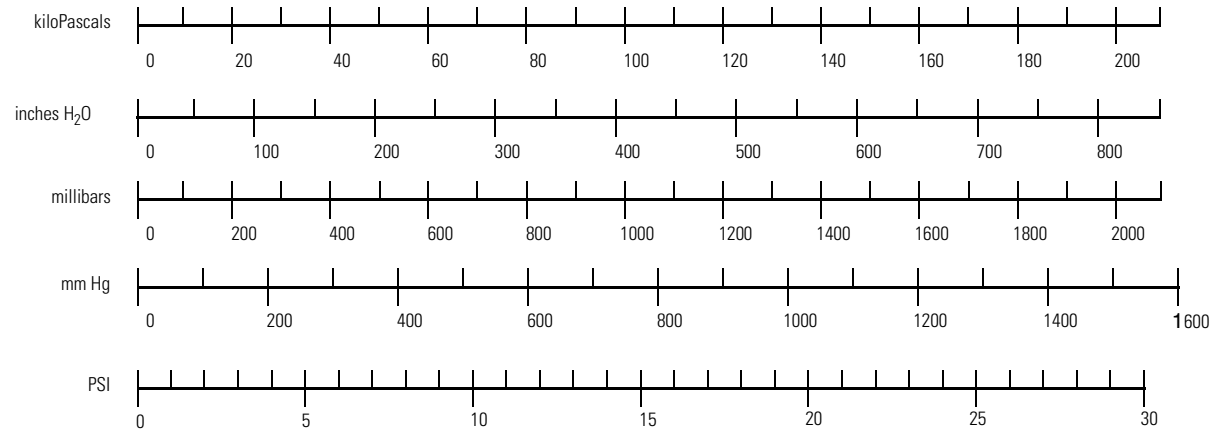
• = Available

PRESSURE SENSORS (continued)

Conversion Table for Common Units of Pressure

Units of Conversion	kiloPascals	mm Hg	millibars	Inches H ₂ O	PSI
1 atm	101.325	760.000	1013.25	406.795	14.6960
1 kiloPascal	1.00000	7.50062	10.0000	4.01475	0.145038
1 mm Hg	0.133322	1.00000	1.33322	0.535257	0.0193368
1 millibar	0.100000	0.750062	1.00000	0.401475	0.0145038
1 inch H ₂ O	0.249081	1.86826	2.49081	1.00000	0.0361
1 PSI	6.89473	51.7148	68.9473	27.6807	1.00000
1 hectoPascal	0.100000	0.75006	1.00000	0.401475	0.0145038
1 cm H ₂ O	0.09806	0.7355	9.8×10^{-7}	0.3937	0.014223

Quick Conversion Chart for Common Units of Pressure



SAFETY AND ALARM

SAFETY AND ALARM INTEGRATED CIRCUITS

Smoke Ion

Product	Operating Voltage (V)	Horn Tone	Interconnectable	Primary Power Source	Ordering Suffix ^{Note}
MC14467	6 to 12	Continuous - Old Tone - 4/6	No	DC	P1
MC14468	6 to 12	Continuous - Old Tone - 4/6	Yes	AC/DC	P
MC14568	6 to 12	Continuous - Old Tone - 4/6	Yes	AC/DC	P
MC145017	6 to 12	Temporal - New Tone - NFPA Tone	No	DC	P
MC145018	6 to 12	Temporal - New Tone - NFPA Tone	Yes	AC/DC	P

Smoke Photo

Product	Operating Voltage (V)	Horn Tone	Interconnectable	Primary Power Source	Ordering Suffix ^{Note}
MC145010	6 to 12	Continuous - Old Tone - 4/6	Yes	AC/DC	P, DW, DWR2
MC145011	6 to 12	Continuous - Old Tone - 4/6	Yes	AC	P, DW, DWR2
MC145012	6 to 12	Temporal - New Tone - NFPA Tone	Yes	AC/DC	P, DW, DWR2

Comparator

Product	Description	Operating Voltage (V)	Horn Modulation	Primary Power Source	Ordering Suffix ^{Note}
MC14578	Micro-Power Comparator Plus Voltage Follower	3.5 to 14	No Horn Driver	AC/DC	P

General Alarm

Product	Description	Operating Voltage (V)	Horn Tone(ms)	Primary Power Source	Ordering Suffix ^{Note}
MC14600	Alarm Detection, Horn Driver, Low Battery Detection, LED Driver	6.0 to 12	Continuous - Old Tone - 4/6	AC/DC	P, DW, DWR2

Note: P or P1 = 16-pin DIP, DW = SOIC 16-pin, DWR2 = SOIC 16-pin tape & reel

SIGNAL CONDITIONING AND SENSING SOLUTIONS — E-FIELD SENSING

Product	Description	Main Characteristics	No. of Channels	Current Limit (mA)	Max Voltage	Communications	Packaging	Status
MC33794	Electric Field Imaging Devices	125 kHz generator, shield driver, 9 electrodes + 2 V _{REF} outputs, detector, 5 V regulator, MCU support	11	75	40	ISO-9141	44-pin HSOP 54-pin SOICW	Production EVB

ZIGBEE™-COMPLIANT PLATFORM

Zigbee-Compliant and Proprietary RF Transceivers

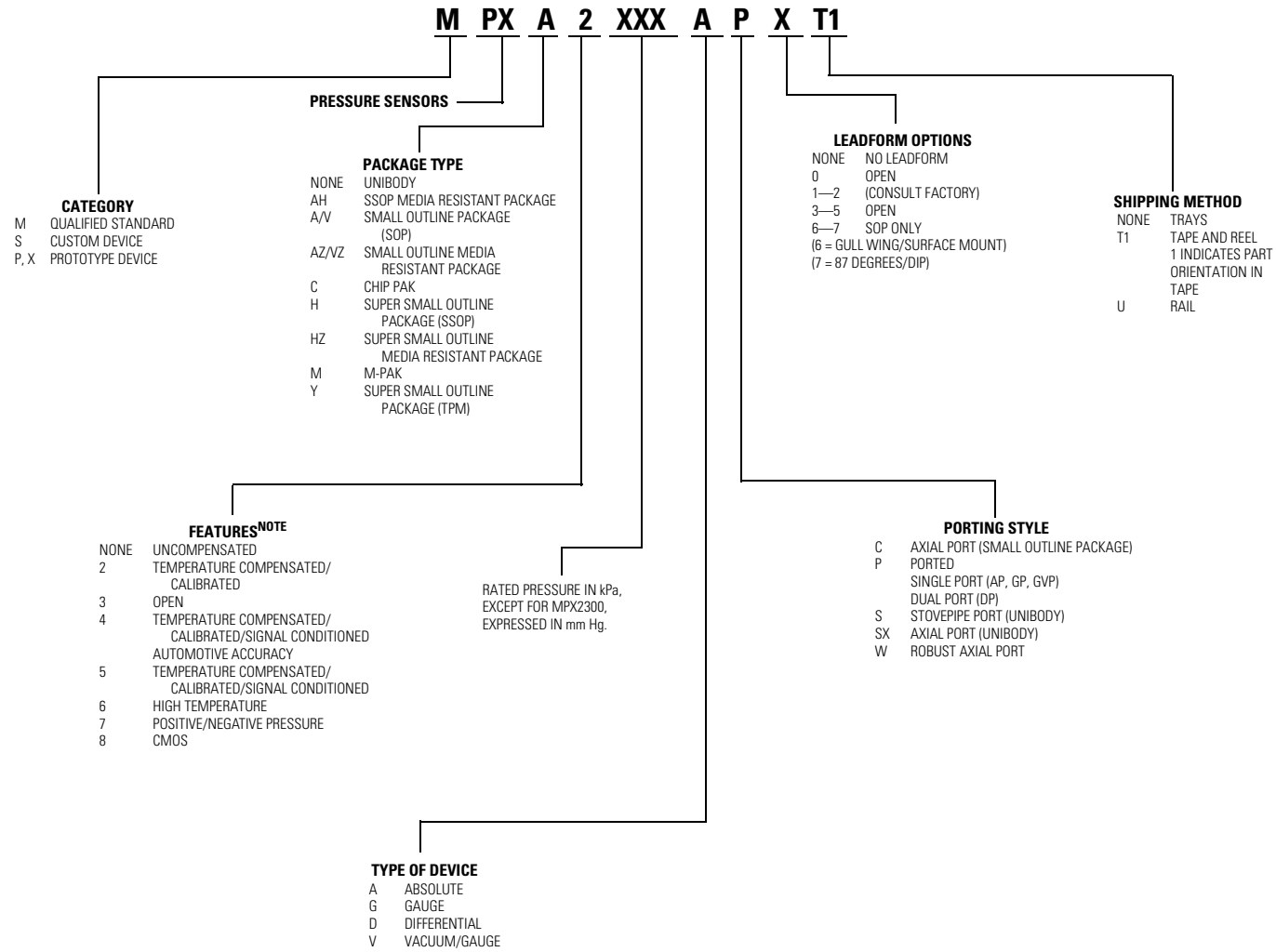
Product	Data Rate (kbps)	Operating Voltage (V)	Band (MHz)	MCU Interface	Packaging	Status	Additional Information
MC13193FCR2	250 (max)	2.0 to 3.4	2.4 -2.5 GHz	SPI	32-pin QFN 5x5	Available	2.4 GHz RF transceiver data modem for ZigBee™ applications (tape and reel)
MC13192FCR2	250 (max)	2.4 to 3.4	2.4 GHz	SPI	32-pin QFN 5x5	Available	2.4 GHz RF transceiver data modem for ZigBee™ applications
MC13191FCR2	250 (max)	2.4 to 3.4	2.4 GHz	SPI	32-pin QFN 5x5	Available	2.4 GHz Proprietary RF transceiver data modem for Point-to-Point and Star applications

DEVELOPMENT TOOLS

SENSORS DEVELOPMENT TOOLS

Product	Description	Status
13192DSK-A00	MC13191/92 Developer's Starter Kit used to implement wireless network designs compatible with the IEEE® 802.15.4 standard	Available
13192RFC-A00	A low-cost development board that provides a simple interface to Freescale's MC13192 transceiver	Available
KIT1925MMA1250D	Evaluation Kit for 5g z-axis Evaluation Board	Available
KIT1925MMA1260D	Evaluation Kit for 1.5g z-axis Evaluation Board	Available
KIT1925MMA1270D	Evaluation Kit for 2.5g z-axis Evaluation Board	Available
KIT1925MMA2260D	Evaluation Kit for 1.5g x-axis Evaluation Board	Available
KIT1925MMA6231Q	Evaluation Kit for 10g, 300Hz XY-axis Evaluation Board	Available
KIT1925MMA6233Q	Evaluation Kit for 10g, 900Hz XY-axis Evaluation Board	Available
KIT1925MMA6260Q	Evaluation Kit for 1.5g, 50Hz XY-axis Evaluation Board	Available
KIT1925MMA6261Q	Evaluation Kit for 1.5g, 300Hz XY-axis Evaluation Board	Available
KIT1925MMA6262Q	Evaluation Kit for 1.5g, 150Hz XY-axis Evaluation Board	Available
KIT1925MMA6263Q	Evaluation Kit for 2.5g, 900Hz XY-axis Evaluation Board	Available
KIT3109MMA7260Q	Evaluation Kit using the 3-axis sensor	Available
RD1950MPXM2010D	Water Level Reference Design	Available
RD1979MPXM2102A	Altimeter Barometer Reference Design	Available
RD1986MMA2260D	3-Axis Acceleration Sensing Reference Design — Using Three Components — 2 X-axis with 1 Device Rotated 90°, 1 Z-axis	Available
RD1986MMA6260Q	3-Axis Acceleration Sensing Reference Design — Using Two Components — 1 XY-axis, 1 Z-axis	Available
RD3112MMA7260Q	Sensing Triple Axis Reference Design (STAR) — Using One Component — 1 XYZ-axis	Available

PRODUCT NUMBERING SYSTEM FOR PRESSURE SENSORS



Actual product marking may be abbreviated due to space constraints but packaging label will reflect full part number.

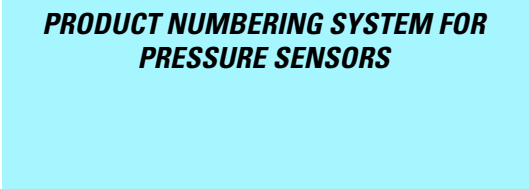
Note: Only applies to qualified and prototype products. This does not apply to custom products.

Examples:

MPX10DP 10 kPa uncompensated, differential device in minibody package, ported, no leadform, shipped in trays.

MPXA4115A6T1 115 kPa automotive temperature compensated and calibrated device with signal conditioning, SOP surface mount with gull wing leadform, shipped in tape and reel.

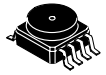
A change bar appears in the left margin to mark the location of new or revised information.



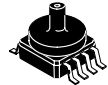
PACKAGING

PACKAGING (Sizes not to scale)

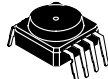
Preferred Pressure Sensor Packaging Options



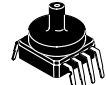
SOP
Case 482
Suffix A6/G6



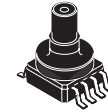
SOP Axial Port
Case 482A
Suffix AC6/GC6



SOP
Case 482B
Suffix G7U



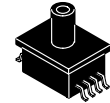
SOP Axial Port
Case 482C
Suffix GC7U



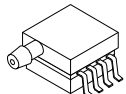
SOP Industrial
Grade Axial Port
Case 1735-01
Suffix GW6U/GW7U



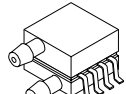
MPAK
Case 1320
Suffix A/D



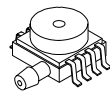
MPAK Axial Port
Case 1320A
Suffix AS/GS



SOP Side Port
Case 1369
Suffix AP/GP



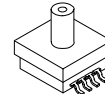
SOP Dual Port
Case 1351
Suffix DP



SOP Vacuum Port
Case 1368
Suffix GVP



SSOP
Case 1317
Suffix A6

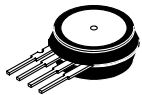


SSOP Axial Port
Case 1317A
Suffix AC6



SSOP Tire Pressure Monitor
Case 1352
Suffix A6

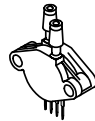
Pressure Sensor Packaging



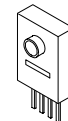
Unibody
Basic Element
Case 344
Suffix A/D



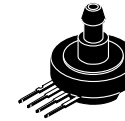
Unibody
Single Port
Case 344B
Suffix AP/GP



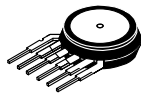
Unibody
Dual Port
Case 344C
Suffix DP



Medical
Chip Pak
Case 423A
Suffix DT1



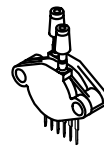
Unibody
Stovepipe Port
Case 344E
Suffix AS/GS



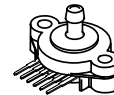
Unibody
Basic Element
Case 867
Suffix A/D



Unibody
Single Port
Case 867B
Suffix AP/GP



Unibody
Dual Port
Case 867C
Suffix DP



Unibody
Axial Port
Case 867F
Suffix ASX/GSX



Unibody
Stovepipe Port
Case 867E
Suffix AS/GS

A change bar appears in the left margin to mark the location of new or revised information.

PACKAGING (continued)
(Sizes not to scale)


Acceleration Sensors Packaging




Quad Flat No-Lead
Case 1622-01
QFN Suffix



Quad Flat No-Lead
Case 1477-01
QFN Suffix




16-Pin SOIC
Case 475
D Suffix

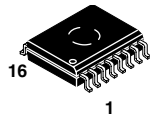


20-Pin SOIC
Case 475A
D Suffix

Safety and Alarm Integrated Circuits Packaging



Plastic DIP
Case 648
P Suffix



SOIC Package
Case 751G
DW Suffix

Note: P or P1 = 16-pin DIP, DW = SOIC 16-pin, DWR2 = SOIC 16-pin tape and reel

PRESSURE SENSOR ORDERABLE PART NUMBERS

PRESSURE SENSOR ORDERABLE PART NUMBERS

Uncompensated

MPX10D
MPX10DP
MPX10GP
MPX10GS
MPXV10GC6U
MPXV10GC7U
MPX12D
MPX12DP
MPX12GP
MPX53D
MPX53DP
MPX53GP
MPXM53GS
MPXM53GST1
MPXV53GC6U
MPXV53GC7U

Compensated

MPX2300DT1
MPX2301DT1
MPX2010D
MPX2010GP
MPX2010DP
MPX2010GS
MPX2010GSX
MPXM2010D
MPXM2010DT1
MPXM2010GS
MPXM2010GST1
MPXC2011DT1
MPXC2012DT1
MPXV2010GP
MPXV2010DP
MPXM2051GS
MPXM2051GST1

MPX2053D
MPX2053GP
MPX2053DP
MPX2053GVP
MPXM2053D
MPXM2053DT1
MPXM2053GS
MPXM2053GST1
MPXV2053GP
MPXV2053DP
MPX2050D
MPX2050GP
MPX2050DP
MPX2050GSX
MPX2102D
MPX2102GP
MPX2102DP
MPX2102GVP
MPXM2102D
MPXM2102DT1
MPXM2102GS
MPXM2102GST1
MPXV2102GP
MPXV2102DP
MPX2102A
MPX2102AP
MPX2102ASX
MPXM2102A
MPXM2102AT1
MPXM2102AS
MPXM2102AST1
MPX2100D
MPX2100GP
MPX2100DP
MPX2100GVP

MPX2100A
MPX2100AP
MPX2100ASX
MPX2202D
MPX2202GP
MPX2202DP
MPXV2202GC6T1
MPXV2202GC6U
MPXM2202D
MPXM2202DT1
MPXM2202GS
MPXM2202GST1
MPXV2202GP
MPXV2202DP
MPX2202A
MPX2202AP
MPXM2202A
MPXM2202AT1
MPXM2202AS
MPXM2202AST1
MPX2200D
MPX2200GP
MPX2200DP
MPX2200GSX
MPX2200A
MPX2200AP

Integrated

MPVZ5004GW6U
MPVZ5004GW7U
MPVZ5004G6U
MPVZ5004G6T1
MPVZ5004G7U
MPXV5004GC6T1
MPXV5004GC6U
MPXV5004GC7U
MPXV5004G6U

MPXV5004G7U
MPXV5004GP
MPXV5004GP1
MPXV5004DP
MPXV5004GVP
MPVZ4006GW6U
MPVZ4006G6U
MPVZ4006G6T1
MPVZ4006G7U
MPVZ4006GW7U
MPXV4006GC6T1
MPXV4006GC6U
MPXV4006GC7U
MPXV4006G6U
MPXV4006G7U
MPXV4006GP
MPXV4006DP
MPXV7007DP
MPXV7007GP
MPXV7007GC6U
MPXV7007GC6T1
MPVZ5010GW6U
MPVZ5010G6U
MPVZ5010G6T1
MPVZ5010G7U
MPVZ5010GW7U
MPX5010D
MPX5010DP
MPX5010DP1
MPX5010GP
MPX5010GS
MPX5010GSX
MPXV5010GC6T1
MPXV5010GC6U
MPXV5010GC7U
MPXV5010G6U
MPXV5010G7U
MPXV5010GP
MPXV5010DP

MPXV7025DP
MPXV7025GP
MPXV7025GC6U
MPXV7025GC6T1
MPX5500D
MPX5500DP
MPX5050D
MPX5050DP
MPX5050GP1
MPX5050GP
MPXV5050GP
MPXV5050DP
MPXV5050VC6T1
MPX5100A
MPX5100AP
MPX5100D
MPX5100DP
MPX5100GP
MPX5100GSX
MPXV5100GC6U
MPXV5100GC7U
MPXV5100DP
MPX4080D
MPX4100A
MPX4100AP
MPX4100AS
MPXA4100AC6U
MPXA4100A6T1
MPXA4100A6U
MPXAZ4100AC6U
MPXAZ4100A6U
MPX4101A
MPXA4101AC6U
MPXH6101A6T1
MPXH6101A6U
MPXH6101AC6T1
MPXH6101AC6U
MPX4105A
MPXV4115VC6U

MPXV4115V6T1
MPXV4115V6U
MPX5999D
MPX4115A
MPX4115AP
MPX4115AS
MPXA4115AC6U
MPXA4115A6T1
MPXA4115A6U
MPXA4115AP
MPXAZ4115AC6U
MPXAZ4115A6T1
MPXAZ4115A6U
MPXAZ6115A6U
MPXAZ6115AP
MPXAZ6115APT1
MP3H6115A6T1
MP3H6115A6U
MP3H6115AC6T1
MP3H6115AC6U
MPXAZ6115AC6U
MPXA6115AC6U
MPXH6115A6T1
MPXH6115A6U
MPXH6115AC6T1
MPXH6115AC6U
MPXHZ6115A6T1
MPXHZ6115A6U
MPXV6115VC6U
MPX4200A
MPX4250D
MPX4250DP
MPX4250GP
MPX4250A
MPX4250AP
MPXA4250AC6T1
MPXA4250AC6U
MPXA4250A6T1

MPXA4250A6U
MPXAZ4250AC6T1
MPXH6250A6U
MPXH6250A6T1
MPXH6250AC6T1
MPXH6300ACGU
MPXH6300AC6T1
MPXH6300A6U
MPXH6300A6T1
MPXH6400A6U
MPXH6400A6T1
MPXH6400AC6U
MPXH6400AC6T1
MPXHZ6400AC6T1
MPX5700A
MPX5700AP
MPX5700AS
MPX5700ASX
MPX5700D
MPX5700DP
MPX5700GP
MPX5700GP1
MPX5700GS
MPXY8020A6U
MPXY8020A6T1
MPXY8021A6U
MPXY8021A6T1
MPXY8040A6U
MPXY8040A6T1

Legend

Uncompensated
Compensated
Integrated

To contact a Freescale Semiconductor Authorized Distributor, go to: www.freescale.com, then select "Where to Buy."

A change bar appears in the left margin to mark the location of new or revised information.

NOTES

How to Reach Us:

Home Page:
www.freescale.com

E-mail:
support@freescale.com

USA/Europe or Locations Not Listed:
Freescale Semiconductor
Technical Information Center, CH370
1300 N. Alma School Road
Chandler, Arizona 85224
+1-800-521-6274 or +1-480-768-2130
support@freescale.com

Europe, Middle East, and Africa:
Freescale Halbleiter Deutschland GmbH
Technical Information Center
Schatzbogen 7
81829 Muenchen, Germany
+44 1296 380 456 (English)
+46 8 52200080 (English)
+49 89 92103 559 (German)
+33 1 69 35 48 48 (French)
support@freescale.com

Information in this document is provided solely to enable system and software implementers to use Freescale Semiconductor products. There are no express or implied copyright licenses granted hereunder to design or fabricate any integrated circuits or integrated circuits based on the information in this document.

Freescale Semiconductor reserves the right to make changes without further notice to any products herein. Freescale Semiconductor makes no warranty, representation or guarantee regarding the suitability of its products for any particular purpose, nor does Freescale Semiconductor assume any liability arising out of the application or use of any product or circuit, and specifically disclaims any and all liability, including without limitation consequential or incidental damages. "Typical" parameters that may be provided in Freescale Semiconductor data sheets and/or specifications can and do vary in different applications and actual performance may vary over time. All operating parameters, including "Typicals", must be validated for each customer application by customer's technical experts.

Japan:
Freescale Semiconductor Japan Ltd.
Headquarters
ARCO Tower 15F
1-8-1, Shimo-Meguro, Meguro-ku
Tokyo 153-0063
Japan
0120 191014 or +81 3 5437 9125
support.japan@freescale.com

Asia/Pacific:
Freescale Semiconductor Hong Kong Ltd.
Technical Information Center
2 Dai King Street
Tai Po Industrial Estate
Tai Po, N.T., Hong Kong
+800 2666 8080
support.asia@freescale.com

Freescale Semiconductor does not convey any license under its patent rights nor the rights of others. Freescale Semiconductor products are not designed, intended, or authorized for use as components in systems intended for surgical implant into the body, or other applications intended to support or sustain life, or for any other application in which the failure of the Freescale Semiconductor product could create a situation where personal injury or death may occur. Should Buyer purchase or use Freescale Semiconductor products for any such unintended or unauthorized application, Buyer shall indemnify and hold Freescale Semiconductor and its officers, employees, subsidiaries, affiliates, and distributors harmless against all claims, costs, damages, and expenses, and reasonable attorney fees arising out of, directly or indirectly, any claim of personal injury or death associated with such unintended or unauthorized use, even if such claim alleges that Freescale Semiconductor was negligent regarding the design or manufacture of the part.

For Literature Requests Only:
Freescale Semiconductor Literature Distribution Center
P.O. Box 5405
Denver, Colorado 80217
1-800-441-2447 or 303-675-2140
Fax: 303-675-2150
LDCForFreescaleSemiconductor@hibbertgroup.com

Freescale™ and the Freescale logo are trademarks of Freescale Semiconductor, Inc. All other product or service names are the property of their respective owners.

© Freescale Semiconductor, Inc. 2005. All rights reserved.

SG1010Q42005
Rev 0
09/2005

